



*earning every day-ahead your trust
stepping forward to the future*

opcom

Romanian gas and electricity market operator

Two thick, olive-green curved lines sweep across the lower half of the page. One line starts from the left edge and curves upwards towards the right. The other line starts from the left edge and curves downwards towards the right, intersecting the first line.

Opcom

MONTHLY MARKET REPORT

JUNE 2018

Day-Ahead Market - June 2018

Number of registered participants on Day Ahead Market: **383**
 Number of active market participants [participants/month]: **310**
 Average number of active market participants [participants/day]: **292**
 Average price (arithmetic mean) [EUR/MWh]: **47.60**
 Average price (weighted mean) [EUR/MWh]: **48.55**
 Total traded volume [MWh]: **1,841,644.3**
 Average traded volume [MWh/h]: **2,557.8**
 DAM share of net forecasted consumption [%]: **41.76**
 Value [mil. EUR]: **89.41**

Period	Total Traded Volume [MWh]	Average Traded Volume [MWh/h]	DAM Share [%]	Average Price [EUR/MWh]	Value of Transactions [EUR]
June 2017	1,675,902.9	2,327.6	39.34%	42.43	72,895,096.91
June 2018	1,841,644.3	2,557.8	41.76%	47.60	89,411,290.06
Variation	▲+9.89%	▲+9.89%	▲+6.14%	▲+12.17%	▲+22.66%

Period	Total Traded Volume [MWh]	Average Traded Volume [MWh/h]	DAM Share [%]	Average Price [EUR/MWh]	Value of Transactions [EUR]
May 2018	1,706,288.6	2,293.4	39.25%	40.87	72,016,688.12
June 2018	1,841,644.3	2,557.8	41.76%	47.60	89,411,290.06
Variation	▲+7.93%	▲+11.53%	▲+6.38%	▲+16.47%	▲+24.15%

Intraday Market - June 2018

Number of registered participants on IDM: **130**
 Number of active market participants [participants/month]: **61**
 Average price (weighted mean) [EUR/MWh]: **20.52**
 Total traded volume [MWh]: **14,430.057**
 Average traded volume [MWh/h]: **20.042**
 Value [mil. EUR]: **0.30**

Centralized Market for Bilateral Contracts - June 2018

Extended Auctions Mechanism – CMBC - EA

Number of registered participants on CMBC-EA: **314**
 Number of active market participants [participants/month]: **48**

Bilateral Contracts Traded in June:

- Number of Traded Offers: **74**
- Traded electricity volume [MWh]: **2,678,790.600**
- Average price (weighted mean) [EUR/MWh]: **49.11**
- Value [mil. EUR]: **131.55**

Bilateral Contracts with Delivery in June:

- Number: **501**
- Electricity Volume [MWh]: **1,994,218.240**
- Market Share out of the estimated consumption [%]: **45.22**
- Average price (weighted mean) [EUR/MWh]: **39.23**
- Value [mil. EUR]: **78.23**

Continuous Negotiation mechanism

Number of registered participants on CMBC-CN: **180**

Number of active market participants [participants/month]: **55**

Standard Contracts traded in June:

- Number of forward contracts: **605**
- Traded electricity volume [MWh]: **1,808,491**
- Average price (weighted mean) [EUR/MWh]: **48.94**
- Value [mil. EUR]: **88.51**

Standard Contracts with Delivery in June:

- Number of forward contracts: **2,323**
- Electricity Volume [MWh]: **1,123,928**
- Market Share out of the estimated consumption [%]: **25.48**
- Average price (weighted mean) [EUR/MWh]: **41.40**
- Value [mil. EUR]: **46.53**

Centralized Market with double continuous negotiation for Electricity Bilateral Contracts - June 2018

Number of registered participants on CM-OTC: **96**

Number of active market participants [participants/month]: **51**

Bilateral Contracts Traded in June:

- Number of market participants with concluded trades [participants/month]: **46**
- Average price (weighted mean) [EUR/MWh]: **51.29**
- Total traded volume [MWh]: **3,422,281**
- Value [mil. EUR]: **175.54**

Bilateral Contracts with Delivery in June:

- Number of market participants with concluded trades [participants/month]: **56**
- Average price (weighted mean) [EUR/MWh]: **39.65**
- Total traded volume [MWh]: **2,265,120**
- Market Share out of the estimated consumption [%]: **51.36**
- Value [mil. EUR]: **89.81**

Centralized Market for Universal Service – June 2018

Number of registered participants on CMUS: **30**

Number of active market participants [participants/month]: **10**

Contracts Traded in June:

- Number of traded contracts: **30**
- Total traded volume [MWh]: **14,880**
- Average price (weighted mean) [EUR/MWh]: **61.63**
- Value [mil. EUR]: **0.92**

Contracts with Delivery in June:

- Number of traded contracts: **248**
- Total traded volume [MWh]: **122,580**
- Average price (weighted mean) [EUR/MWh]: **38.24**
- Value [mil. EUR]: **4.69**

Weighted average price of the bilateral contracts concluded on CMUS and on CMBC - EA, CMBC-CN, CM-OTC, after the effective date of ANRE Order no. 39/2018¹, (respectively beginning with 22 March 2018), p_{PC}, with delivery in June 2018

- p_{PC} [EUR/MWh]: **42.73**

¹ ANRE Order no. 39/2018 approving the Methodology for establishing the calculation method and the acknowledgement conditions of the tariffs applied by committed and optional last resort suppliers to final customers
© ROMANIAN GAS AND ELECTRICITY MARKET OPERATOR

Green Certificates Market - June 2018

Number of registered participants on Green Certificates Market: **950**

Green Certificates anonymous Centralized Spot Market

Number of active market participants [participants/month]: **211**

Green Certificates traded in June:

- Number: **60,491**
- Average price (weighted mean)² [EUR/certificate]: **29.40**

Green Certificates anonymous Centralized Term Market

Number of active market participants [participants/month]: **59**

Green Certificates traded in June:

- Number: **600**
- Average price (weighted mean)² [EUR/certificate]: **29.40**

For more information about the Power Market results of **June 2018** the reader is referred to OPCOM website: www.opcom.ro

² For the month in which the average price value by rounding the hundredth order is situated outside the traded limit values approved by ANRE, it will be applied the rounding down or up to the hundredth order taking into account the framing sense of the admissible limits.
The price in Romanian currency was converted to EUR using the average exchange rate for the last month of the previous year published by National Bank of Romania (NBR). This reference exchange rate respects the provisions of the Law 220/27.10.2008, with further amendments and additions

Day Ahead Market Prices (EUR/MWh)				June 2018	
Base (1-24)		Peak (9-20)		Off-Peak (1-8 & 21-24)	
47.60	▲ +16.47%	52.98	▲ +19.20%	42.22	▲ +13.23%

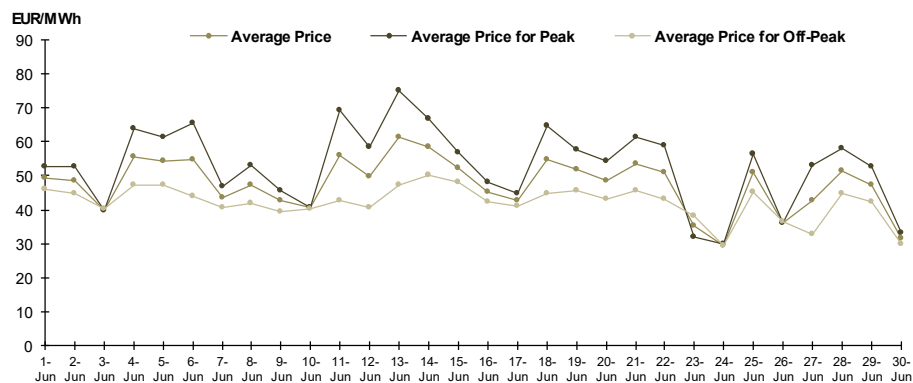


Figure 1: Daily DAM price development (base, peak and off-peak)

Day Ahead Market		June 2018	
Traded Volume [MWh]		Market Share [%]	
1,841,644.3	▲ +7.93%	41.76	

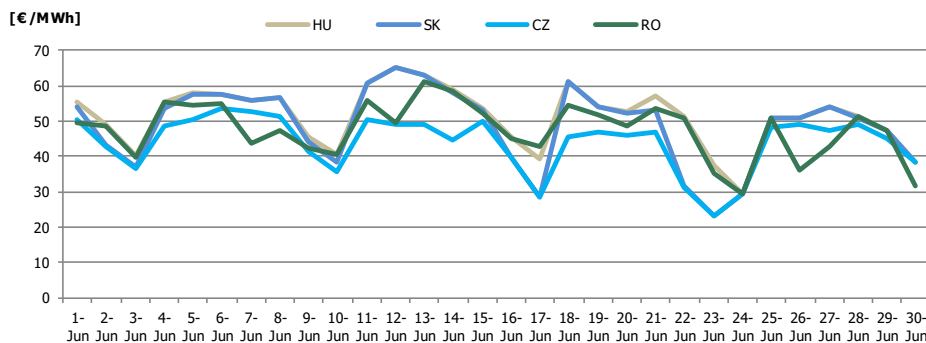


Figure 2: Daily Average DAM Price Development – 4MMC Coupling Results

DAM Prices - 4MMC Coupling Results					June 2018	
	RO	HU	SK	CZ		
Average Price [euro/MWh]	47.60	51.27	48.80	44.04		
Minimum Hourly Price [euro/MWh]	7.73	18.06	9.72	9.72		
Maximum Hourly Price [euro/MWh]	85.86	100.00	100.00	68.01		

Utilisation Rate of ATC for DAM – 4MMC Coupling Results							June 2018	
	RO->HU	HU->RO	HU->SK	SK->HU	SK->CZ	CZ->SK		
ATC for DAM (MW)	196,304.0	538,096.0	890,280.0	722,170.0	1,405,616.0	805,265.0		
DAM Cross Border Flow (MWh)	80,395.9	74,091.1	6,633.2	493,876.3	92,719.6	704,319.3		
Utilisation Rate of ATC for DAM (%)	40.95%	13.77%	0.75%	68.39%	6.60%	87.46%		

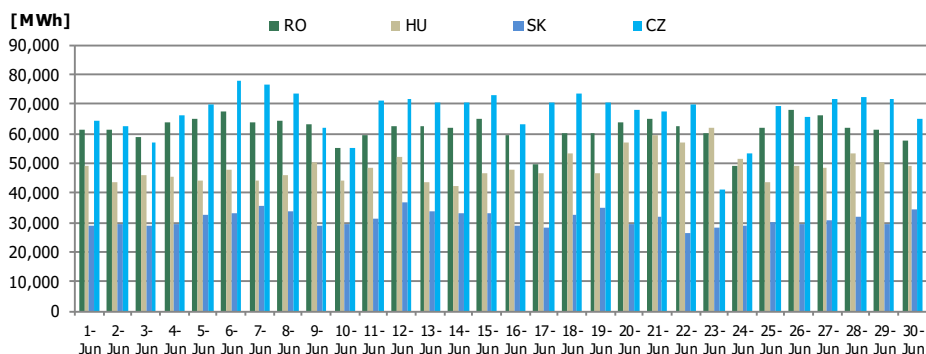


Figure 3: Daily DAM Traded Volume Development – 4MMC Coupling Results

Centralized Market for Electricity Bilateral Contracts (CMBC-EA and CMBC-CN)		June 2018
Delivery Volume [MWh]	Market Share [%]	
3,118,146 ▲ +0.30%	70.70	

Centralized Market with double continuous negotiation for Electricity Bilateral Contracts		June 2018
Delivery Volume [MWh]	Market Share [%]	
2,265,120 ▼ -16.56%	51.36	

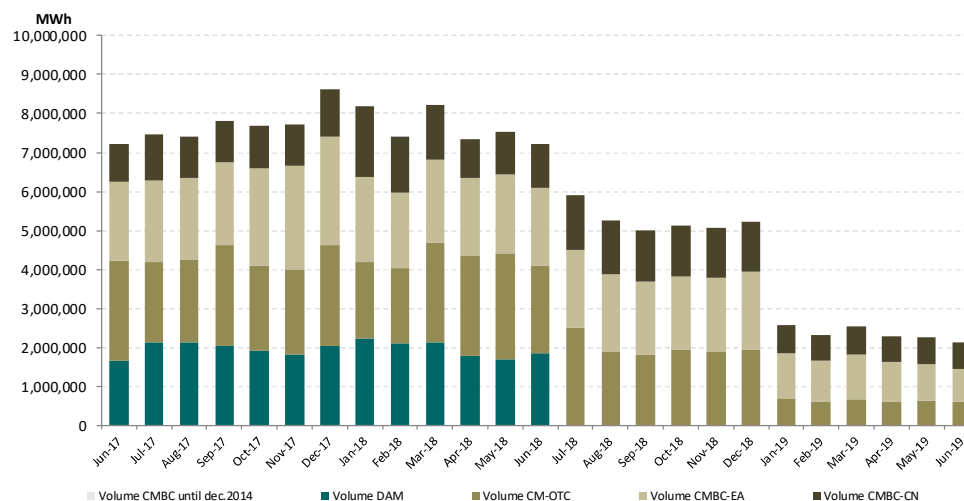


Figure 4: Monthly development for DAM transactions and deliveries according to contracts concluded on centralized market for bilateral contracts

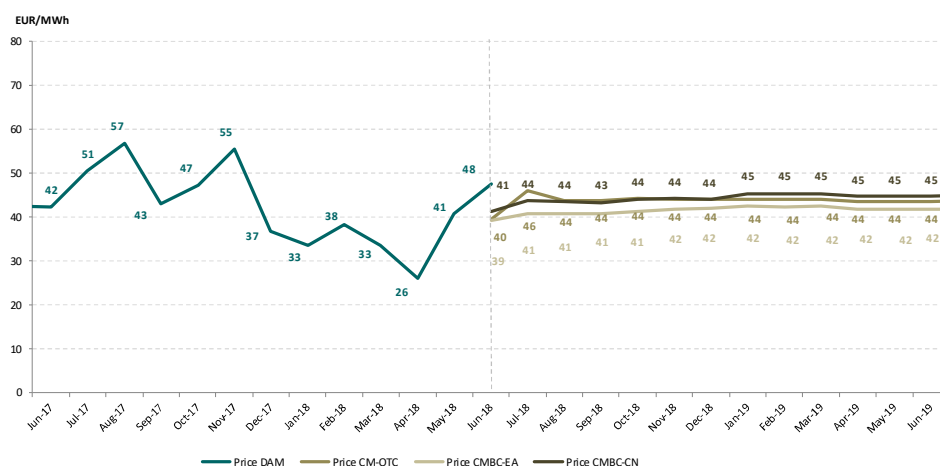


Figure 5: Monthly development for DAM average price and average price for deliveries according to concluded bilateral contracts

Green Certificates anonymous Centralized Spot Market		June 2018
Number of Green Certificates	Price* [EUR/certificate]	
60,491 ▼ -16.75%	29.40	

Green Certificates anonymous Centralized Term Market		June 2018
Number of Green Certificates	Price* [EUR/certificate]	
600 ▼ -97.00%	29.40	

*The price in Romanian currency was converted to EUR using the average exchange rate for the last month of the previous year published by National Bank of Romania (NBR). This reference exchange rate respects the provisions of the Law 220/27.10.2008, with further amendments and additions.



Opcom

www.opcom.ro

Bd. Hristo Botev 16-18

București 030236

ROMÂNIA

