

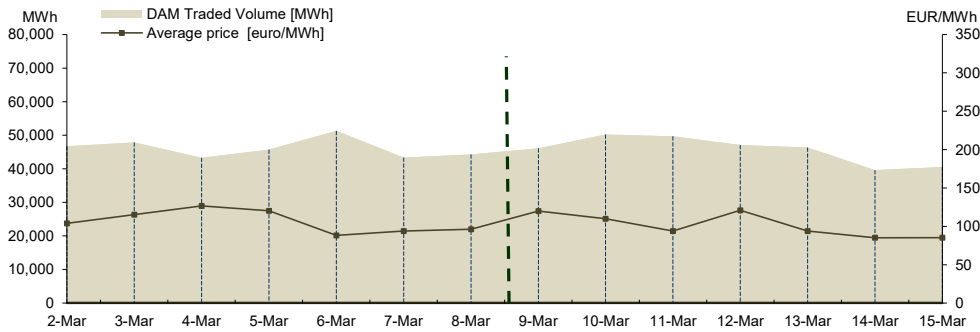
**WEEKLY REPORT**  
**09.03.2026 - 15.03.2026**

**Day Ahead Market**

**Prices and Volumes**

Average price <sup>1</sup> [euro/MWh]	March 09	March 10	March 11	March 12	March 13	March 14	March 15
	119.92	109.92	93.83	121.02	93.93	85.13	85.38
	March 02	March 03	March 04	March 05	March 06	March 07	March 08
	103.84	115.33	126.64	120.13	88.39	93.77	96.27
Total daily volume traded on DAM [MWh]	March 09	March 10	March 11	March 12	March 13	March 14	March 15
	46,065.8	50,202.3	49,699.2	47,112.3	46,305.0	39,629.2	40,520.4
	March 02	March 03	March 04	March 05	March 06	March 07	March 08
	46,721.8	47,856.0	43,243.1	45,693.2	51,293.9	43,331.6	44,262.5
DAM market share of forecasted consumption <sup>2</sup>	March 09	March 10	March 11	March 12	March 13	March 14	March 15
	30.52%	33.07%	32.72%	30.43%	32.81%	29.54%	32.47%
	March 02	March 03	March 04	March 05	March 06	March 07	March 08
	30.51%	34.09%	28.77%	30.48%	33.76%	32.91%	31.55%

Results  
DAM 15 min \*



**Trends**

Results**	Week	Trend related to week
	09.03.2026 - 15.03.2026	02.03.2026 - 08.03.2026
Average price <sup>3</sup> [euro/MWh]	101.30 ↓	-4.74%
Total volume traded on DAM [MWh]	319,534.0 ↓	-0.89%
DAM market share of forecasted consumption [%]	31.65% ↓	-0.09%
Selling offers' total volume [MWh]	344,080.8 ↑	1.54%
Buying offers' total volume [MWh]	180,023.2 ↓	-15.00%

<sup>1</sup> The arithmetic mean of the prices corresponding to all intervals from a day.

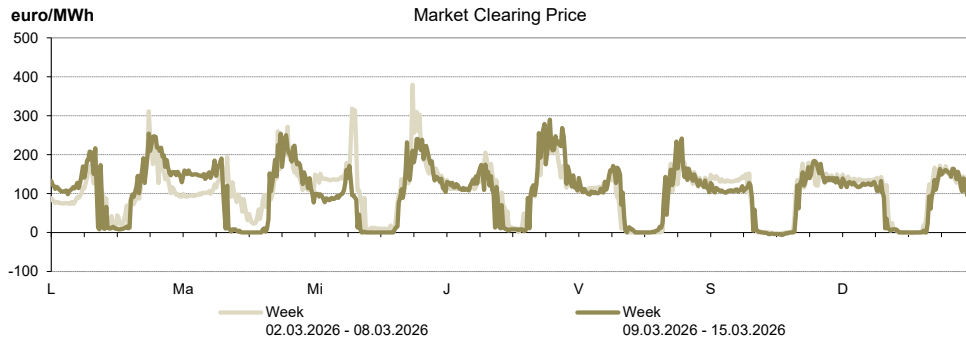
<sup>2</sup> Represents the final approximation of the net consumption, published by TSO in the trading day that proceeds the delivery day.

<sup>3</sup> The arithmetic mean of the prices corresponding to all intervals from the analysed week.

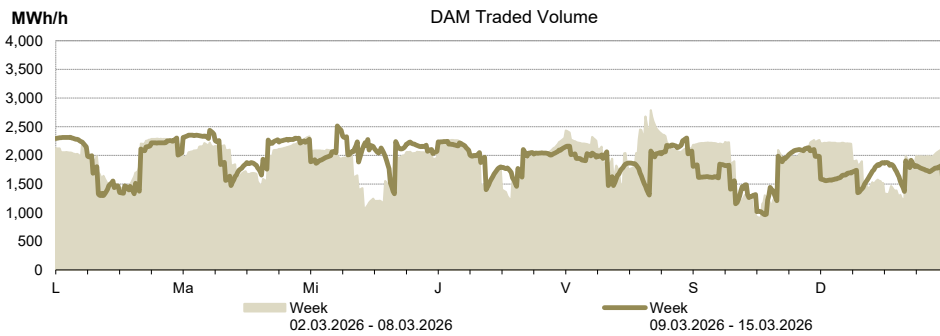
\* Beginning with delivery day November 12, 2014, trading on the DAM is carried out in CET hours.

\*\* Beginning with delivery day October 1, 2025, trading on the DAM is carried out at 15-minute granularity.

Price [euro/MWh]	Week	Trend related to week
	09.03.2026 - 15.03.2026	02.03.2026 - 08.03.2026
ROPEX_DAM_Base	101.30	↓ -4.74%
ROPEX_DAM_Peak	71.92	↓ -13.94%
ROPEX_DAM_Off_peak	130.69	↑ 1.22%
Max 15min price	289.89	↓ -23.63%
Min 15min price	-6.30	↑ 72.60%



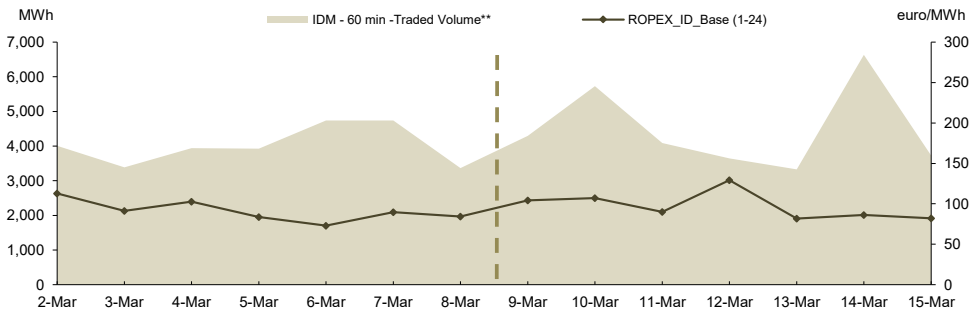
Volume traded on DAM	Week	Trend related to week
	09.03.2026 - 15.03.2026	02.03.2026 - 08.03.2026
Base total volume [MWh]	319,534.0	↓ -0.89%
Peak total volume [MWh]	149,689.7	↑ 4.05%
Off-peak total volume [MWh]	169,844.3	↓ -4.87%
Max 15min volume [MW]	2,512.7	↓ -9.85%
Min 15min volume [MW]	962.7	↑ 5.27%



**Intraday Market**

**Results  
IDM - 60 min \***

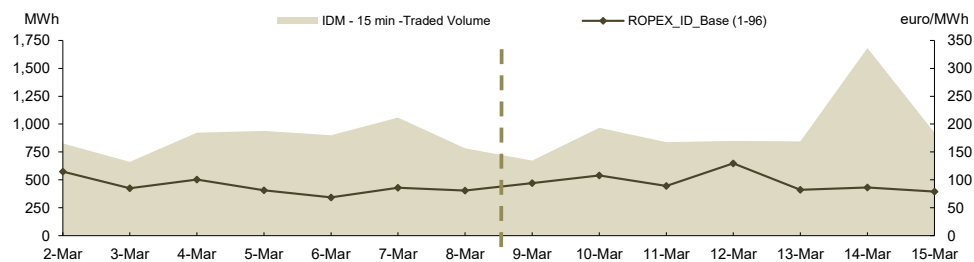
<b>Prices</b>							
	09 March	10 March	11 March	12 March	13 March	14 March	15 March
ROPEX_ID_Base (1-24) [euro/MWh]	104.28	107.07	90.04	129.24	81.71	86.21	82.15
	02 March	03 March	04 March	05 March	06 March	07 March	08 March
	112.81	91.42	102.67	83.81	73.04	89.82	84.24
<b>Volume</b>							
	09 March	10 March	11 March	12 March	13 March	14 March	15 March
Sell Hourly Trades [MWh]	2,260.1	2,168.9	2,161.8	1,453.8	1,630.1	2,349.4	1,810.0
	02 March	03 March	04 March	05 March	06 March	07 March	08 March
	1,218.3	1,953.7	1,670.2	2,644.1	2,744.8	2,449.5	1,450.1
Buy Hourly Trades [MWh]	2,408.0	3,877.9	2,180.5	2,365.8	1,890.0	4,368.5	2,393.1
	02 March	03 March	04 March	05 March	06 March	07 March	08 March
	2,924.2	1,522.2	2,366.5	1,404.0	2,250.9	2,479.8	2,068.9
Sell Block Trades [MWh]	-	-	-	-	-	-	-
	02 March	03 March	04 March	05 March	06 March	07 March	08 March
	-	-	-	-	-	-	-
Buy Block Trades [MWh]	-	-	-	-	-	-	-
	02 March	03 March	04 March	05 March	06 March	07 March	08 March
	-	-	-	-	-	-	-
<b>Share of forecasted consumption</b>							
	09 March	10 March	11 March	12 March	13 March	14 March	15 March
Share of forecasted consumption [%]	2.85%	3.77%	2.69%	2.36%	2.36%	4.94%	2.99%
	02 March	03 March	04 March	05 March	06 March	07 March	08 March
	2.61%	2.41%	2.62%	2.62%	3.12%	3.60%	2.40%



IDM operational from November 12, 2019 according to Order ANRE no 202 / 2019  
\*\* traded volume includes both hourly and block trades

**Results  
IDM - 15 min \*\*\***

<b>Prices</b>							
	09 March	10 March	11 March	12 March	13 March	14 March	15 March
ROPEX_ID_Base (1-96) [euro/MWh]	94.09	107.83	88.95	129.68	82.14	86.21	79.17
	02 March	03 March	04 March	05 March	06 March	07 March	08 March
	115.01	84.81	100.76	81.28	68.65	85.81	80.94
<b>Volume</b>							
	09 March	10 March	11 March	12 March	13 March	14 March	15 March
Sell Trades [MWh]	417.6	384.9	505.8	465.9	480.7	1,068.7	575.4
	02 March	03 March	04 March	05 March	06 March	07 March	08 March
	215.3	368.7	403.7	452.6	389.8	704.6	383.7
Buy Trades [MWh]	268.2	588.5	345.0	401.3	373.3	614.9	362.4
	02 March	03 March	04 March	05 March	06 March	07 March	08 March
	615.5	299.4	527.3	498.9	521.2	364.5	409.8
<b>Share of forecasted consumption</b>							
	09 March	10 March	11 March	12 March	13 March	14 March	15 March
Share of forecasted consumption [%]	0.45%	0.64%	0.55%	0.55%	0.60%	1.25%	0.74%
	02 March	03 March	04 March	05 March	06 March	07 March	08 March
	0.54%	0.47%	0.61%	0.63%	0.59%	0.80%	0.56%



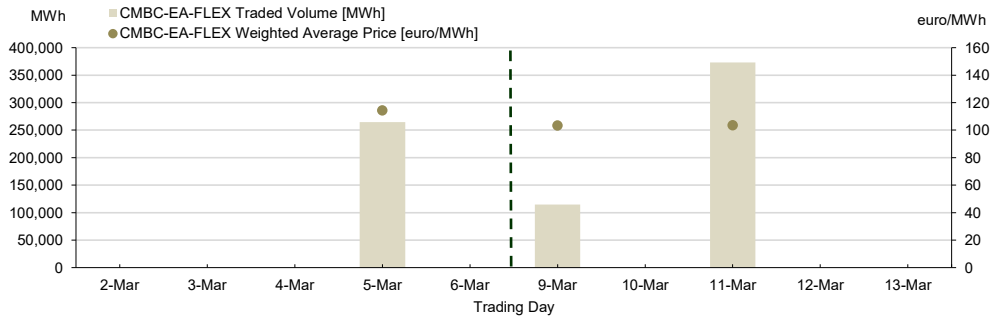
IDM - 15 min - operational from February, 2021 according to Order ANRE no 230/2020

**Centralised Market for Electricity Bilateral Contracts  
Flexible Extended Auctions Mechanism**

	March 09	March 10	March 11	March 12	March 13
CMBC-EA-FLEX Weighted Average Price [euro/MWh]	103.32	-	103.57	-	-
	March 02	March 03	March 04	March 05	March 06
	-	-	-	114.35	-
CMBC-EA-FLEX Traded Quantity [MWh]	March 09	March 10	March 11	March 12	March 13
	114,575	-	372,960	-	-
	March 02	March 03	March 04	March 05	March 06
	-	-	-	264,650	-

Note:  = Non working day

**Results**

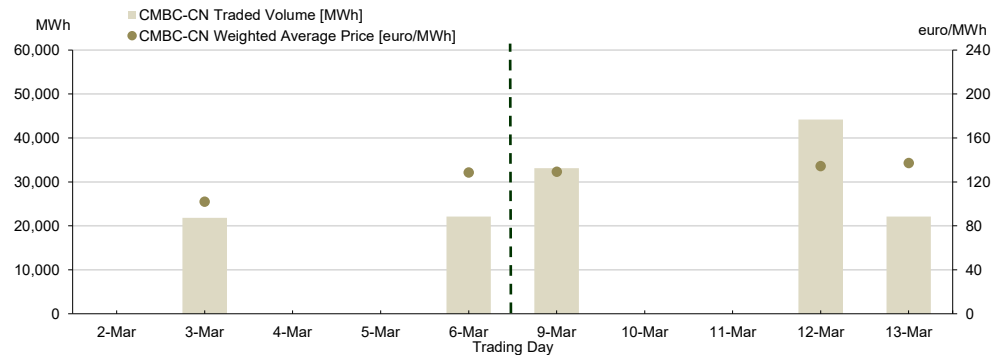


**Centralised Market for Electricity Bilateral Contracts  
Continuous Negotiation Mechanism**

	March 09	March 10	March 11	March 12	March 13
CMBC-CN Weighted Average Price [euro/MWh]	129.47	-	-	134.48	137.40
	March 02	March 03	March 04	March 05	March 06
	-	102.00	-	-	128.58
CMBC-CN Traded Quantity [MWh]	March 09	March 10	March 11	March 12	March 13
	33,125	-	-	44,180	22,090
	March 02	March 03	March 04	March 05	March 06
	-	21,840	-	-	22,090

Note:  = Non working day

**Results**

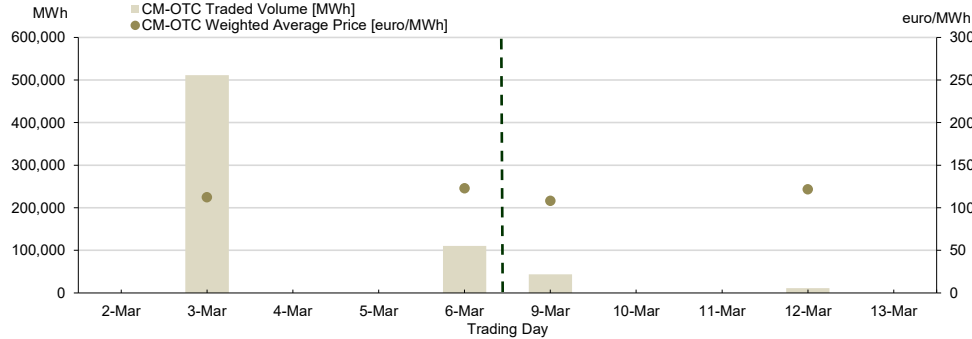


**Centralised Market with double continuous negotiation for Electricity Bilateral Contracts**

CM-OTC Weighted Average Price [euro/MWh]	March 09	March 10	March 11	March 12	March 13
	108.43	-	-	121.72	-
CM-OTC Traded Quantity [MWh]	March 02	March 03	March 04	March 05	March 06
	-	112.54	-	-	123.08
CM-OTC Traded Quantity [MWh]	March 09	March 10	March 11	March 12	March 13
	43,800	-	-	11,040	-
CM-OTC Traded Quantity [MWh]	March 02	March 03	March 04	March 05	March 06
	-	511,260	-	-	110,425

Note:  = Non working day

**Results**



**Electricity market for large consumers**

**Results LCM**

No trades were concluded in the analysed week.

**Centralised Market for Universal Service**

**Results**

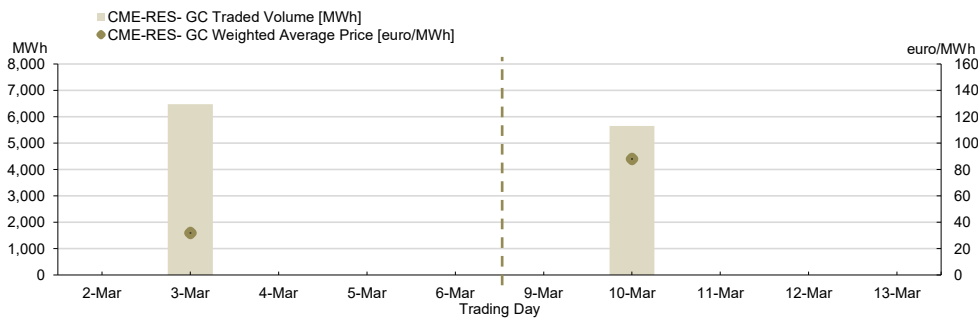
**Centralised market for electricity from renewable energy sources supported by green certificates - CME-RES- GC**

CME-RES- GC Weighted Average Price [euro/MWh]	09 March	10 March	11 March	12 March	13 March
	-	88.12	-	-	-
CME-RES- GC Traded Quantity [MWh]	02 March	03 March	04 March	05 March	06 March
	-	31.97	-	-	-
CME-RES- GC Traded Quantity [MWh]	09 March	10 March	11 March	12 March	13 March
	-	5,648	-	-	-
CME-RES- GC Traded Quantity [MWh]	02 March	03 March	04 March	05 March	06 March
	-	6,474	-	-	-
CME-RES- GC Number** of Green Certificates Traded	09 March	10 March	11 March	12 March	13 March
	-	8,110	-	-	-
CME-RES- GC Number** of Green Certificates Traded	02 March	03 March	04 March	05 March	06 March
	-	25,896	-	-	-

Note:  = Non working day

\*\*The information concerning the number of traded GC will be reported to ANRE according to ANRE Order no 195/2019

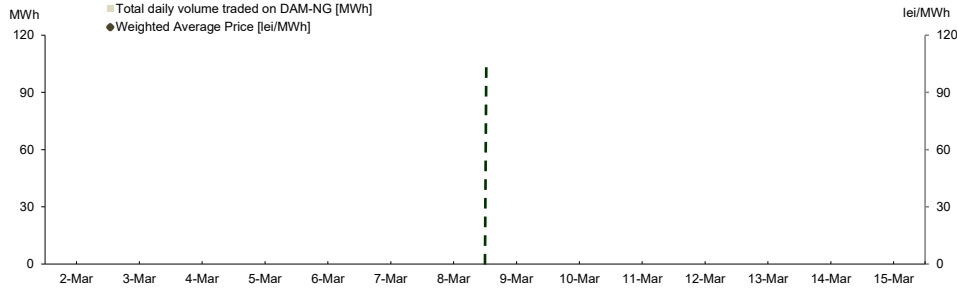
**Results**



**Day Ahead Market for Natural Gas**

**Prices and Volumes**

Weighted Average Price [lei/MWh]	March 09	March 10	March 11	March 12	March 13	March 14	March 15
	-	-	-	-	-	-	-
Total daily volume traded on DAM-NG [MWh]	March 02	March 03	March 04	March 05	March 06	March 07	March 08
	-	-	-	-	-	-	-



Results

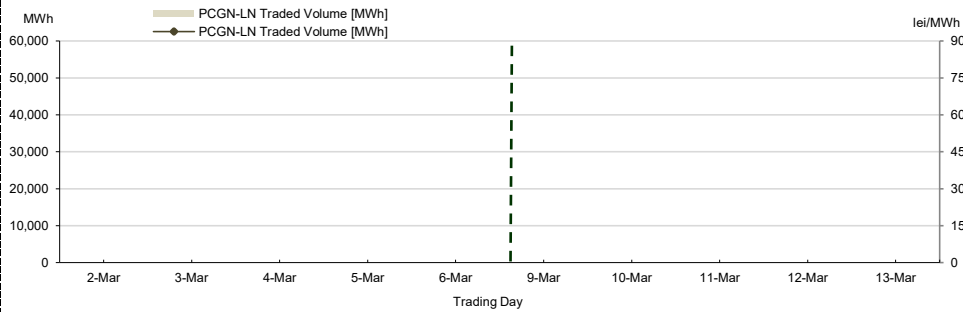
**Trends**

Results	Week 09.03.2026 - 15.03.2026	Trend related to week 02.03.2026 - 08.03.2026
Weighted Average Price [lei/MWh]	-	-
Total volume traded on DAM-NG [MWh]:	-	-

**Centralised Market for Natural Gas  
Trading Mechanism PCGN-LN**

Weighted Average Price [lei/MWh]	March 09	March 10	March 11	March 12	March 13
	-	-	-	-	-
PCGN-LN Traded Quantity [MWh]	March 02	March 03	March 04	March 05	March 06
	-	-	-	-	-

Note: ■ = Non working day



Results