

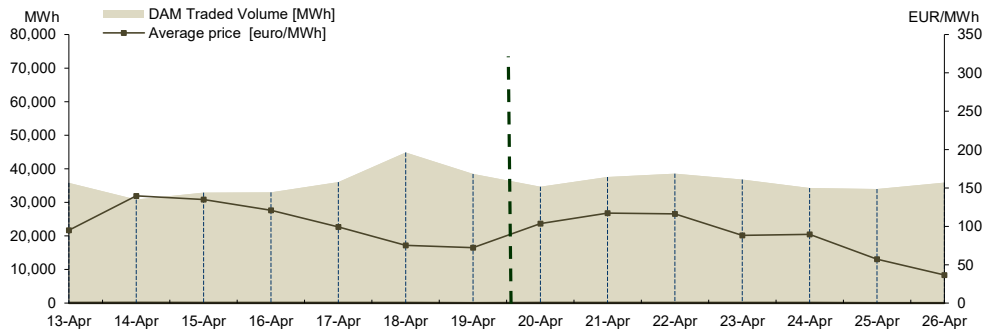
**WEEKLY REPORT**  
**20.04.2026 - 26.04.2026**

**Day Ahead Market**

**Prices and Volumes**

Average price <sup>1</sup> [euro/MWh]	April 20	April 21	April 22	April 23	April 24	April 25	April 26
	103.52	117.44	116.18	88.31	89.66	57.19	36.63
	April 13	April 14	April 15	April 16	April 17	April 18	April 19
	94.91	139.77	134.98	121.10	99.29	75.35	72.37
Total daily volume traded on DAM [MWh]	April 20	April 21	April 22	April 23	April 24	April 25	April 26
	34,672.0	37,527.2	38,583.3	36,831.7	34,286.3	33,994.0	35,871.5
	April 13	April 14	April 15	April 16	April 17	April 18	April 19
	35,777.3	30,848.8	32,902.0	32,995.9	36,064.4	44,862.7	38,460.9
DAM market share of forecasted consumption <sup>2</sup>	April 20	April 21	April 22	April 23	April 24	April 25	April 26
	25.60%	29.39%	31.34%	30.12%	26.88%	33.89%	35.59%
	April 13	April 14	April 15	April 16	April 17	April 18	April 19
	34.20%	25.87%	26.76%	26.95%	33.55%	36.97%	35.03%

Results  
DAM 15 min \*



**Trends**

Results**	Week	Trend related to week
	20.04.2026 - 26.04.2026	13.04.2026 - 19.04.2026
Average price <sup>3</sup> [euro/MWh]	86.99 ↓	-17.46%
Total volume traded on DAM [MWh]	251,765.9 ↓	-0.06%
DAM market share of forecasted consumption [%]	30.07% ↓	-3.56%
Selling offers' total volume [MWh]	245,230.7 ↑	0.96%
Buying offers' total volume [MWh]	243,264.0 ↑	6.32%

<sup>1</sup> The arithmetic mean of the prices corresponding to all intervals from a day.

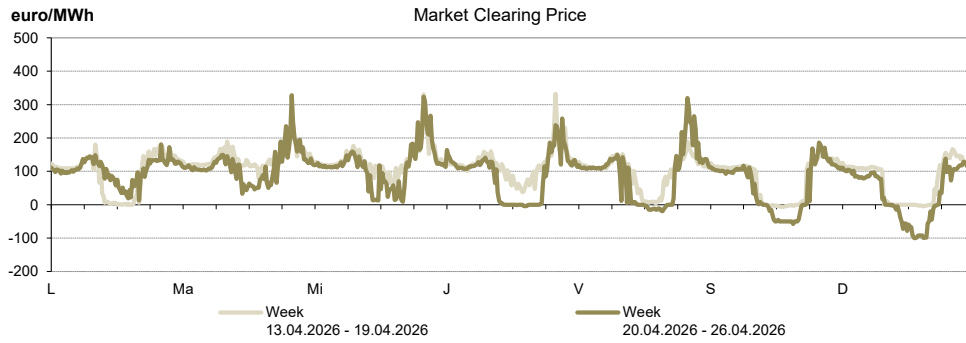
<sup>2</sup> Represents the final approximation of the net consumption, published by TSO in the trading day that proceeds the delivery day.

<sup>3</sup> The arithmetic mean of the prices corresponding to all intervals from the analysed week.

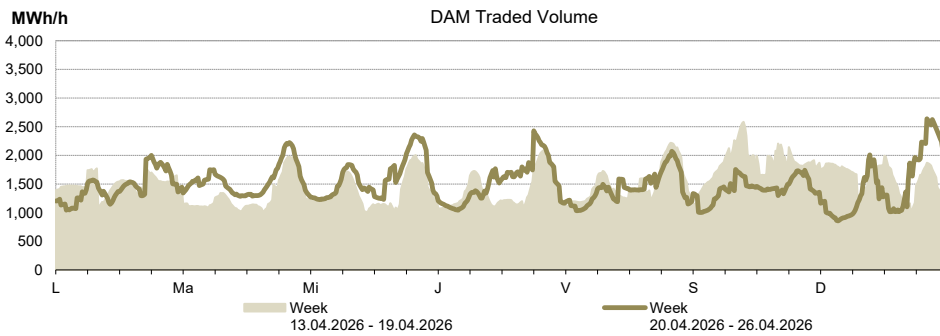
\* Beginning with delivery day November 12, 2014, trading on the DAM is carried out in CET hours.

\*\* Beginning with delivery day October 1, 2025, trading on the DAM is carried out at 15-minute granularity.

Price [euro/MWh]	Week 20.04.2026 - 26.04.2026	Trend related to week 13.04.2026 - 19.04.2026
ROPEX_DAM_Base	86.99 ↓	-17.46%
ROPEX_DAM_Peak	50.55 ↓	-37.27%
ROPEX_DAM_Off_peak	123.43 ↓	-5.20%
Max 15min price	328.00 ↓	-1.27%
Min 15min price	-99.75 ↑	1461.03%



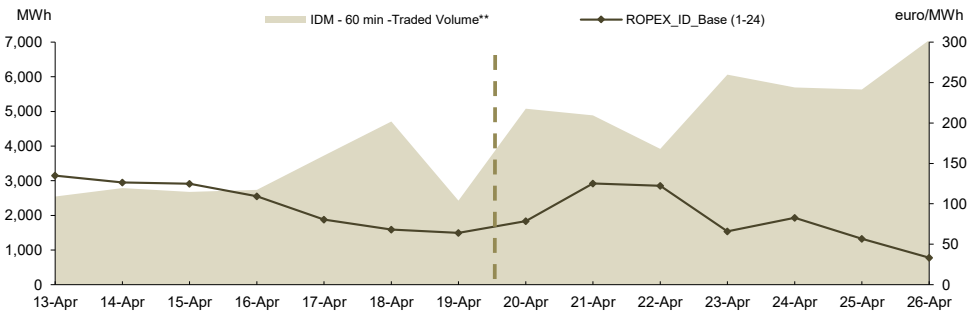
Volume traded on DAM	Week 20.04.2026 - 26.04.2026	Trend related to week 13.04.2026 - 19.04.2026
Base total volume [MWh]	251,765.9 ↓	-0.06%
Peak total volume [MWh]	131,178.1 ↑	4.59%
Off-peak total volume [MWh]	120,587.8 ↓	-4.67%
Max 15min volume [MW]	2,637.2 ↑	2.06%
Min 15min volume [MW]	854.8 ↓	-13.87%



**Intraday Market**

**Results  
IDM - 60 min \***

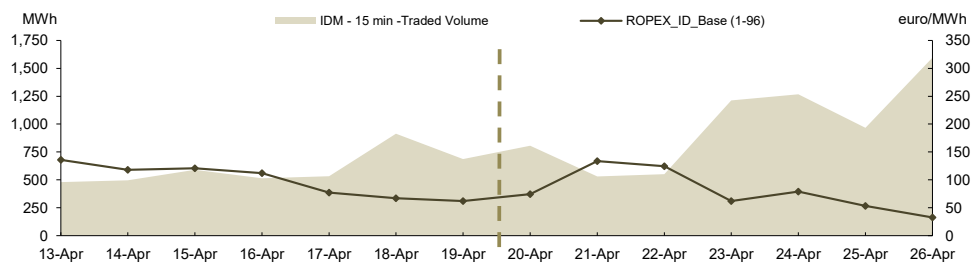
<b>Prices</b>							
	20 April	21 April	22 April	23 April	24 April	25 April	26 April
ROPEX_ID_Base (1-24) [euro/MWh]	78.62	125.08	122.22	65.87	82.86	56.75	33.38
	13 April	14 April	15 April	16 April	17 April	18 April	19 April
	134.89	126.36	124.90	109.38	80.41	68.15	64.16
<b>Volume</b>							
	20 April	21 April	22 April	23 April	24 April	25 April	26 April
Sell Hourly Trades [MWh]	2,497.8	1,526.0	1,960.9	2,974.5	2,573.8	2,273.0	1,956.1
	13 April	14 April	15 April	16 April	17 April	18 April	19 April
	672.2	1,871.4	1,738.1	1,842.4	1,632.8	2,552.5	710.2
Buy Hourly Trades [MWh]	3,006.0	3,572.7	2,213.3	3,449.5	3,440.3	3,779.3	5,433.8
	13 April	14 April	15 April	16 April	17 April	18 April	19 April
	1,890.3	980.7	1,054.0	985.4	2,196.0	2,396.7	1,730.8
Sell Block Trades [MWh]	-	-	-	-	-	-	-
	13 April	14 April	15 April	16 April	17 April	18 April	19 April
	-	-	-	-	-	-	-
Buy Block Trades [MWh]	-	-	-	-	-	-	-
	13 April	14 April	15 April	16 April	17 April	18 April	19 April
	-	-	-	-	-	-	-
<b>Share of forecasted consumption</b>							
	20 April	21 April	22 April	23 April	24 April	25 April	26 April
Share of forecasted consumption [%]	3.75%	3.82%	3.18%	4.96%	4.46%	5.62%	7.00%
	13 April	14 April	15 April	16 April	17 April	18 April	19 April
	2.43%	2.34%	2.18%	2.23%	3.46%	3.88%	2.21%



IDM operational from November 12, 2019 according to Order ANRE no 202 / 2019  
\*\* traded volume includes both hourly and block trades

**Results  
IDM - 15 min \*\*\***

<b>Prices</b>							
	20 April	21 April	22 April	23 April	24 April	25 April	26 April
ROPEX_ID_Base (1-96) [euro/MWh]	74.32	133.59	124.70	62.18	78.91	53.45	32.66
	13 April	14 April	15 April	16 April	17 April	18 April	19 April
	135.88	118.19	120.85	112.16	77.07	66.96	62.24
<b>Volume</b>							
	20 April	21 April	22 April	23 April	24 April	25 April	26 April
Sell Trades [MWh]	546.2	308.3	341.5	414.5	846.6	573.0	1,256.3
	13 April	14 April	15 April	16 April	17 April	18 April	19 April
	214.4	363.9	493.7	368.3	322.9	438.3	407.3
Buy Trades [MWh]	264.7	223.3	216.6	805.6	449.8	400.1	340.4
	13 April	14 April	15 April	16 April	17 April	18 April	19 April
	265.6	135.7	98.4	148.4	220.5	476.3	280.9
<b>Share of forecasted consumption</b>							
	20 April	21 April	22 April	23 April	24 April	25 April	26 April
Share of forecasted consumption [%]	0.60%	0.41%	0.45%	0.99%	0.99%	0.96%	1.58%
	13 April	14 April	15 April	16 April	17 April	18 April	19 April
	0.46%	0.42%	0.48%	0.42%	0.50%	0.75%	0.63%



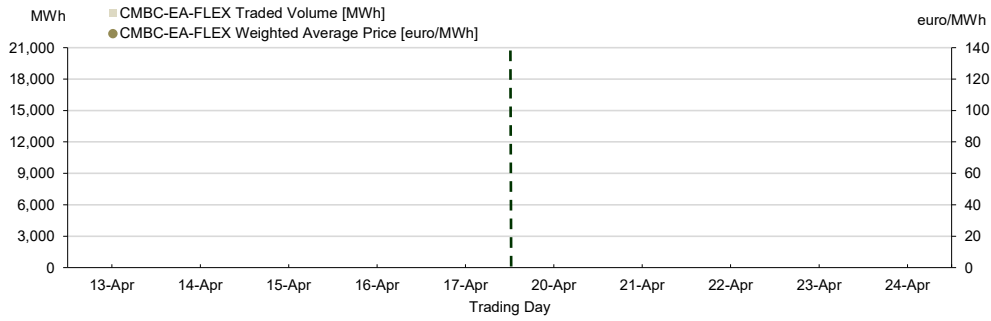
IDM - 15 min - operational from February, 2021 according to Order ANRE no 230/2020

**Centralised Market for Electricity Bilateral Contracts  
Flexible Extended Auctions Mechanism**

CMBC-EA-FLEX Weighted Average Price [euro/MWh]	April 20	April 21	April 22	April 23	April 24
	-	-	-	-	-
	April 13	April 14	April 15	April 16	April 17
	-	-	-	-	-
CMBC-EA-FLEX Traded Quantity [MWh]	April 20	April 21	April 22	April 23	April 24
	-	-	-	-	-
	April 13	April 14	April 15	April 16	April 17
	-	-	-	-	-

Note:  = Non working day

**Results**

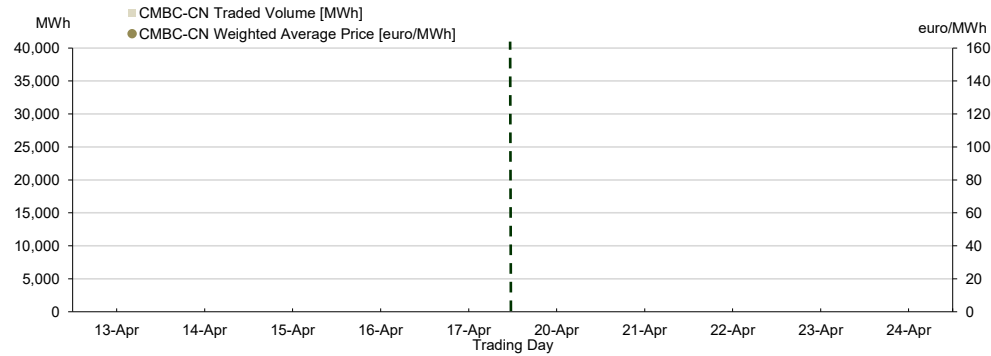


**Centralised Market for Electricity Bilateral Contracts  
Continuous Negotiation Mechanism**

CMBC-CN Weighted Average Price [euro/MWh]	April 20	April 21	April 22	April 23	April 24
	-	-	-	-	-
	April 13	April 14	April 15	April 16	April 17
	-	-	-	-	-
CMBC-CN Traded Quantity [MWh]	April 20	April 21	April 22	April 23	April 24
	-	-	-	-	-
	April 13	April 14	April 15	April 16	April 17
	-	-	-	-	-

Note:  = Non working day

**Results**

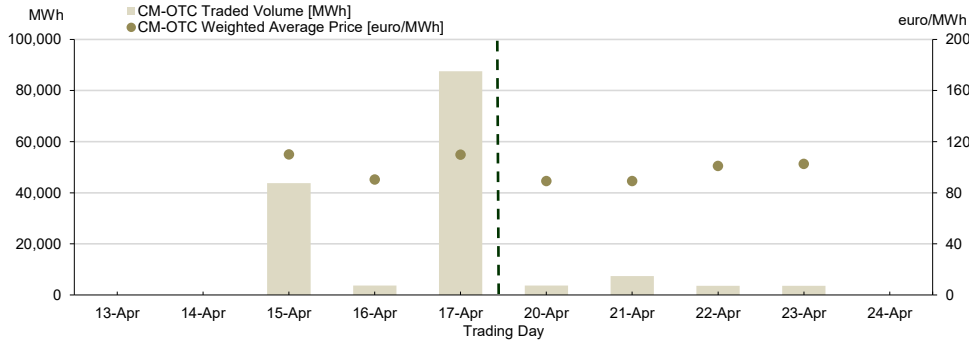


**Centralised Market with double continuous negotiation for Electricity Bilateral Contracts**

CM-OTC Weighted Average Price [euro/MWh]	April 20	April 21	April 22	April 23	April 24
	89.23	89.24	101.08	102.70	-
CM-OTC Traded Quantity [MWh]	April 13	April 14	April 15	April 16	April 17
	-	-	109.99	90.34	109.83
	April 20	April 21	April 22	April 23	April 24
	3,720	7,440	3,600	3,600	-
	April 13	April 14	April 15	April 16	April 17
	-	-	43,800	3,720	87,600

Note:  = Non working day

Results



**Electricity market for large consumers**

Results LCM

No trades were concluded in the analysed week.

**Centralised Market for Universal Service**

Results

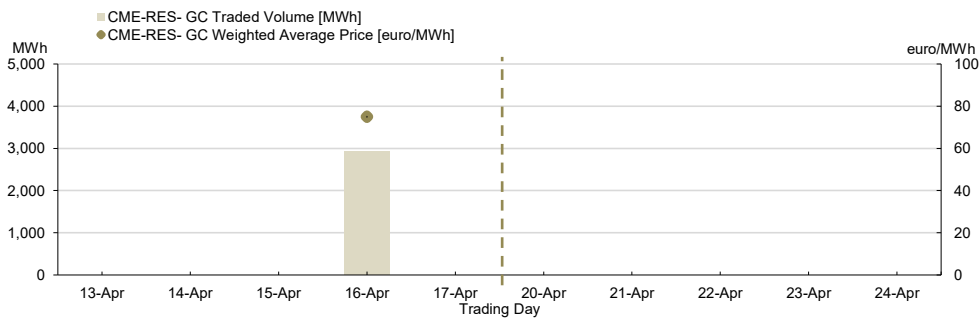
**Centralised market for electricity from renewable energy sources supported by green certificates - CME-RES- GC**

CME-RES- GC Weighted Average Price [euro/MWh]	20 April	21 April	22 April	23 April	24 April
	-	-	-	-	-
CME-RES- GC Traded Quantity [MWh]	13 April	14 April	15 April	16 April	17 April
	-	-	-	75.12	-
CME-RES- GC Number** of Green Certificates Traded	20 April	21 April	22 April	23 April	24 April
	-	-	-	-	-
	13 April	14 April	15 April	16 April	17 April
	-	-	-	2,938	-
	20 April	21 April	22 April	23 April	24 April
	-	-	-	-	-
	13 April	14 April	15 April	16 April	17 April
	-	-	-	5,874	-

Note:  = Non working day

\*\*The information concerning the number of traded GC will be reported to ANRE according to ANRE Order no 195/2019

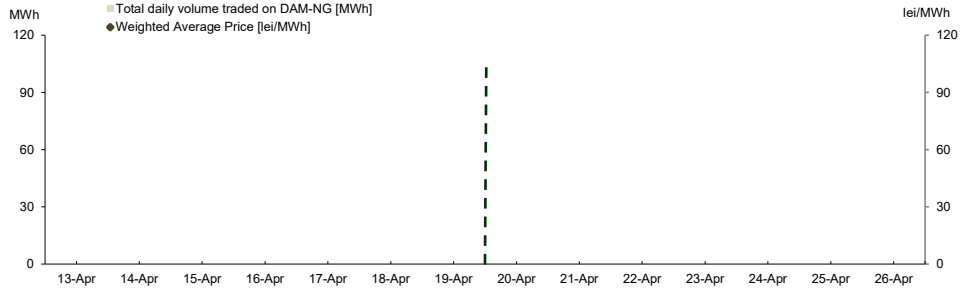
Results



**Day Ahead Market for Natural Gas**

**Prices and Volumes**

Weighted Average Price [lei/MWh]	April 20	April 21	April 22	April 23	April 24	April 25	April 26
	-	-	-	-	-	-	-
Total daily volume traded on DAM-NG [MWh]	April 13	April 14	April 15	April 16	April 17	April 18	April 19
	-	-	-	-	-	-	-



**Trends**

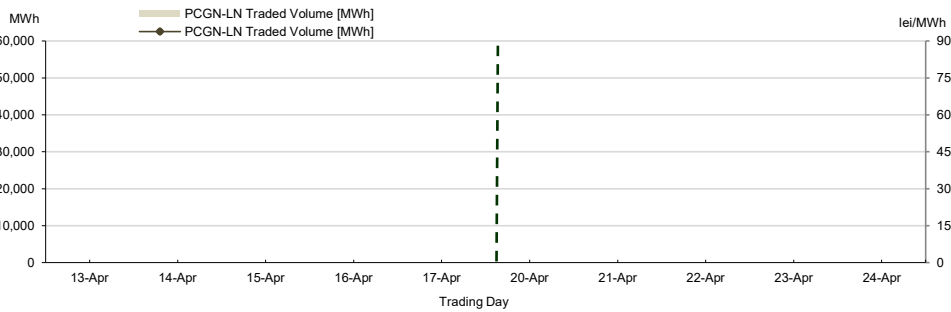
Results	Week 20.04.2026 - 26.04.2026	Trend related to week 13.04.2026 - 19.04.2026
Weighted Average Price [lei/MWh]	-	-
Total volume traded on DAM-NG [MWh]:	-	-

Results

**Centralised Market for Natural Gas  
Trading Mechanism PCGN-LN**

Weighted Average Price [lei/MWh]	April 20	April 21	April 22	April 23	April 24
	-	-	-	-	-
PCGN-LN Traded Quantity [MWh]	April 13	April 14	April 15	April 16	April 17
	-	-	-	-	-

Note:  = Non working day



Results