

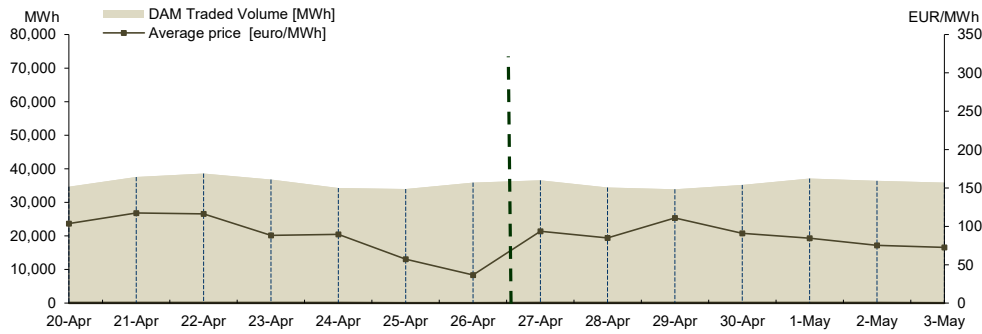
**WEEKLY REPORT**  
**27.04.2026 - 03.05.2026**

**Day Ahead Market**

**Prices and Volumes**

Average price <sup>1</sup> [euro/MWh]	April 27	April 28	April 29	April 30	May 01	May 02	May 03
	93.42	84.99	110.89	90.87	84.62	75.35	72.40
Total daily volume traded on DAM [MWh]	April 20	April 21	April 22	April 23	April 24	April 25	April 26
	103.52	117.44	116.18	88.31	89.66	57.19	36.63
DAM market share of forecasted consumption <sup>2</sup>	April 27	April 28	April 29	April 30	May 01	May 02	May 03
	30.27%	28.74%	27.38%	29.81%	35.74%	33.39%	41.51%
	April 20	April 21	April 22	April 23	April 24	April 25	April 26
	25.60%	29.39%	31.34%	30.12%	26.88%	33.89%	35.59%

Results  
DAM 15 min \*



**Trends**

Results**	Week 27.04.2026 - 03.05.2026	Trend related to week 20.04.2026 - 26.04.2026
Average price <sup>3</sup> [euro/MWh]	87.51 ↑	0.59%
Total volume traded on DAM [MWh]	249,569.6 ↓	-0.87%
DAM market share of forecasted consumption [%]	31.91% ↑	6.12%
Selling offers' total volume [MWh]	227,701.6 ↓	-7.15%
Buying offers' total volume [MWh]	248,673.2 ↑	2.22%

<sup>1</sup> The arithmetic mean of the prices corresponding to all intervals from a day.

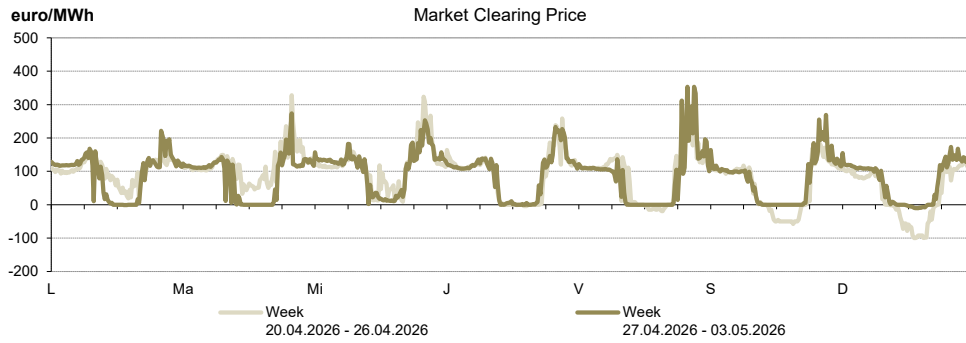
<sup>2</sup> Represents the final approximation of the net consumption, published by TSO in the trading day that proceeds the delivery day.

<sup>3</sup> The arithmetic mean of the prices corresponding to all intervals from the analysed week.

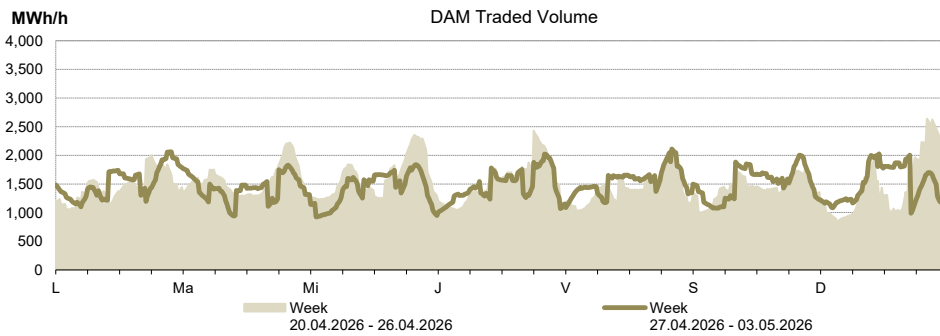
\* Beginning with delivery day November 12, 2014, trading on the DAM is carried out in CET hours.

\*\* Beginning with delivery day October 1, 2025, trading on the DAM is carried out at 15-minute granularity.

Price [euro/MWh]	Week 27.04.2026 - 03.05.2026	Trend related to week 20.04.2026 - 26.04.2026
ROPEX_DAM_Base	87.51 ↑	0.59%
ROPEX_DAM_Peak	45.83 ↓	-9.34%
ROPEX_DAM_Off_peak	129.19 ↑	4.66%
Max 15min price	353.30 ↑	7.71%
Min 15min price	-10.25 ↓	-89.72%



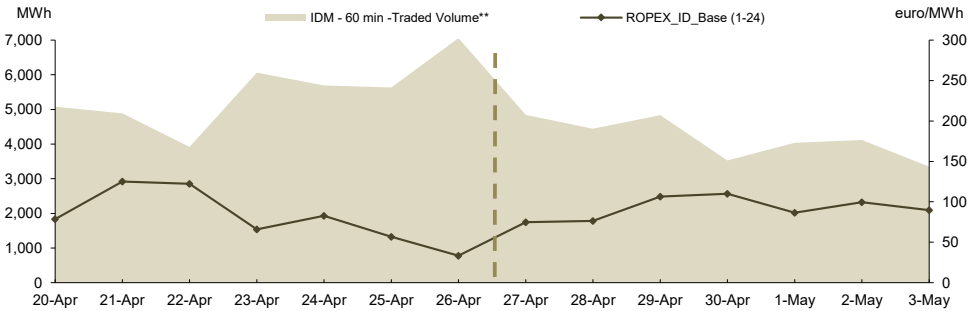
Volume traded on DAM	Week 27.04.2026 - 03.05.2026	Trend related to week 20.04.2026 - 26.04.2026
Base total volume [MWh]	249,569.6 ↓	-0.87%
Peak total volume [MWh]	133,320.2 ↑	1.63%
Off-peak total volume [MWh]	116,249.4 ↓	-3.60%
Max 15min volume [MW]	2,110.1 ↓	-19.99%
Min 15min volume [MW]	925.7 ↑	8.29%



**Intraday Market**

**Results  
IDM - 60 min \***

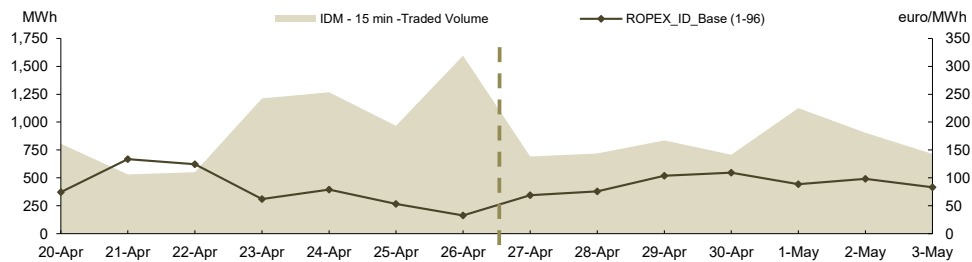
<b>Prices</b>							
ROPEX_ID_Base (1-24) [euro/MWh]	27 April	28 April	29 April	30 April	01 May	02 May	03 May
	74.83	76.55	106.52	110.08	86.55	99.61	89.78
	20 April	21 April	22 April	23 April	24 April	25 April	26 April
	78.62	125.08	122.22	65.87	82.86	56.75	33.38
<b>Volume</b>							
Sell Hourly Trades [MWh]	27 April	28 April	29 April	30 April	01 May	02 May	03 May
	3,186.7	2,296.3	2,177.2	1,437.2	1,652.1	1,784.0	1,748.0
	20 April	21 April	22 April	23 April	24 April	25 April	26 April
	2,497.8	1,526.0	1,960.9	2,974.5	2,573.8	2,273.0	1,956.1
Buy Hourly Trades [MWh]	27 April	28 April	29 April	30 April	01 May	02 May	03 May
	1,829.4	2,376.4	2,969.9	2,268.7	2,542.4	2,642.1	1,816.7
	20 April	21 April	22 April	23 April	24 April	25 April	26 April
	3,006.0	3,572.7	2,213.3	3,449.5	3,440.3	3,779.3	5,433.8
Sell Block Trades [MWh]	27 April	28 April	29 April	30 April	01 May	02 May	03 May
	-	-	-	-	-	-	-
	20 April	21 April	22 April	23 April	24 April	25 April	26 April
	-	-	-	-	-	-	-
Buy Block Trades [MWh]	27 April	28 April	29 April	30 April	01 May	02 May	03 May
	-	-	-	-	-	-	-
	20 April	21 April	22 April	23 April	24 April	25 April	26 April
	-	-	-	-	-	-	-
<b>Share of forecasted consumption</b>							
Share of forecasted consumption [%]	27 April	28 April	29 April	30 April	01 May	02 May	03 May
	4.01%	3.70%	3.90%	2.98%	3.89%	3.77%	3.88%
	20 April	21 April	22 April	23 April	24 April	25 April	26 April
	3.75%	3.82%	3.18%	4.96%	4.46%	5.62%	7.00%



IDM operational from November 12, 2019 according to Order ANRE no 202 / 2019  
\*\* traded volume includes both hourly and block trades

**Results  
IDM - 15 min \*\*\***

<b>Prices</b>							
ROPEX_ID_Base (1-96) [euro/MWh]	27 April	28 April	29 April	30 April	01 May	02 May	03 May
	68.78	75.75	103.78	109.43	88.63	98.33	83.09
	20 April	21 April	22 April	23 April	24 April	25 April	26 April
	74.32	133.59	124.70	62.18	78.91	53.45	32.66
<b>Volume</b>							
Sell Trades [MWh]	27 April	28 April	29 April	30 April	01 May	02 May	03 May
	449.3	420.8	636.3	334.6	547.2	226.7	290.5
	20 April	21 April	22 April	23 April	24 April	25 April	26 April
	546.2	308.3	341.5	414.5	846.6	573.0	1,256.3
Buy Trades [MWh]	27 April	28 April	29 April	30 April	01 May	02 May	03 May
	249.5	308.1	202.3	380.4	580.8	680.6	425.8
	20 April	21 April	22 April	23 April	24 April	25 April	26 April
	264.7	223.3	216.6	805.6	449.8	400.1	340.4
<b>Share of forecasted consumption</b>							
Share of forecasted consumption [%]	27 April	28 April	29 April	30 April	01 May	02 May	03 May
	0.57%	0.60%	0.67%	0.60%	1.08%	0.83%	0.83%
	20 April	21 April	22 April	23 April	24 April	25 April	26 April
	0.60%	0.41%	0.45%	0.99%	0.99%	0.96%	1.58%



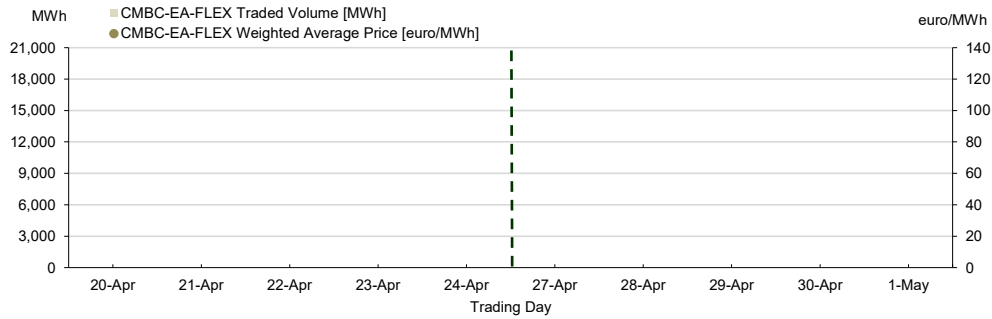
IDM - 15 min - operational from February, 2021 according to Order ANRE no 230/2020

**Centralised Market for Electricity Bilateral Contracts  
Flexible Extended Auctions Mechanism**

	April 27	April 28	April 29	April 30	May 01
CMBC-EA-FLEX Weighted Average Price [euro/MWh]	-	-	-	-	-
	April 20	April 21	April 22	April 23	April 24
	-	-	-	-	-
CMBC-EA-FLEX Traded Quantity [MWh]	April 27	April 28	April 29	April 30	May 01
	-	-	-	-	-
	April 20	April 21	April 22	April 23	April 24
	-	-	-	-	-

Note:  = Non working day

**Results**

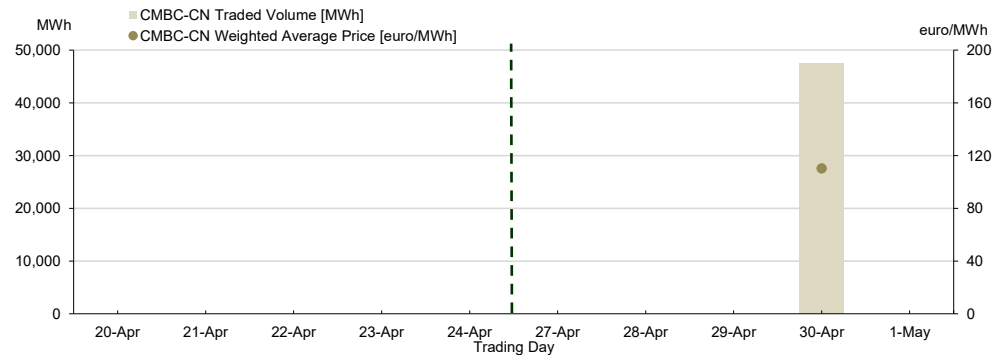


**Centralised Market for Electricity Bilateral Contracts  
Continuous Negotiation Mechanism**

	April 27	April 28	April 29	April 30	May 01
CMBC-CN Weighted Average Price [euro/MWh]	-	-	-	110.40	-
	April 20	April 21	April 22	April 23	April 24
	-	-	-	-	-
CMBC-CN Traded Quantity [MWh]	April 27	April 28	April 29	April 30	May 01
	-	-	-	47,400	-
	April 20	April 21	April 22	April 23	April 24
	-	-	-	-	-

Note:  = Non working day

**Results**

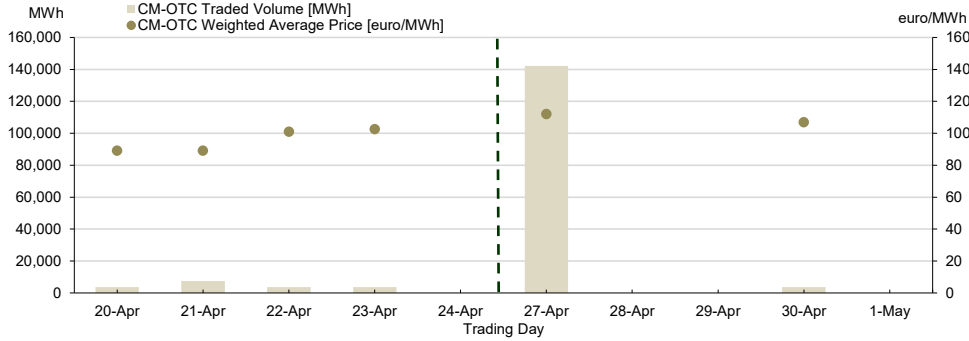


**Centralised Market with double continuous negotiation for Electricity Bilateral Contracts**

CM-OTC Weighted Average Price [euro/MWh]	April 27	April 28	April 29	April 30	May 01
	112.16	-	-	106.97	-
CM-OTC Traded Quantity [MWh]	April 20	April 21	April 22	April 23	April 24
	89.23	89.24	101.08	102.70	-
	April 27	April 28	April 29	April 30	May 01
	142,200	-	-	3,600	-
	April 20	April 21	April 22	April 23	April 24
	3,720	7,440	3,600	3,600	-

Note:  = Non working day

Results



**Electricity market for large consumers**

Results LCM

No trades were concluded in the analysed week.

**Centralised Market for Universal Service**

Results

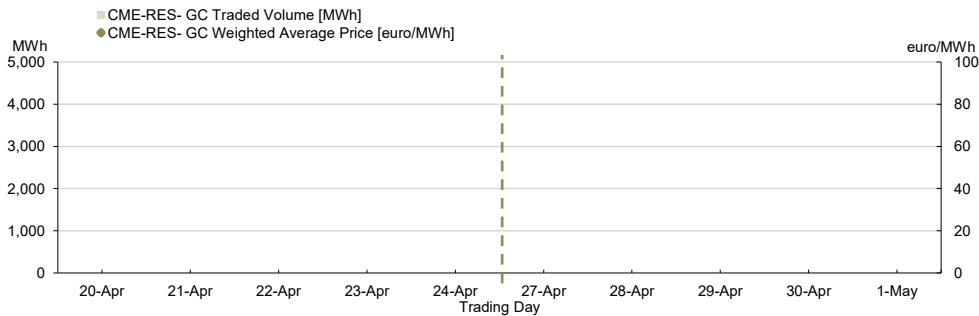
**Centralised market for electricity from renewable energy sources supported by green certificates - CME-RES- GC**

CME-RES- GC Weighted Average Price [euro/MWh]	27 April	28 April	29 April	30 April	01 May
	-	-	-	-	-
CME-RES- GC Traded Quantity [MWh]	20 April	21 April	22 April	23 April	24 April
	-	-	-	-	-
CME-RES- GC Number** of Green Certificates Traded	27 April	28 April	29 April	30 April	01 May
	-	-	-	-	-
	20 April	21 April	22 April	23 April	24 April
	-	-	-	-	-

Note:  = Non working day

\*\*The information concerning the number of traded GC will be reported to ANRE according to ANRE Order no 195/2019

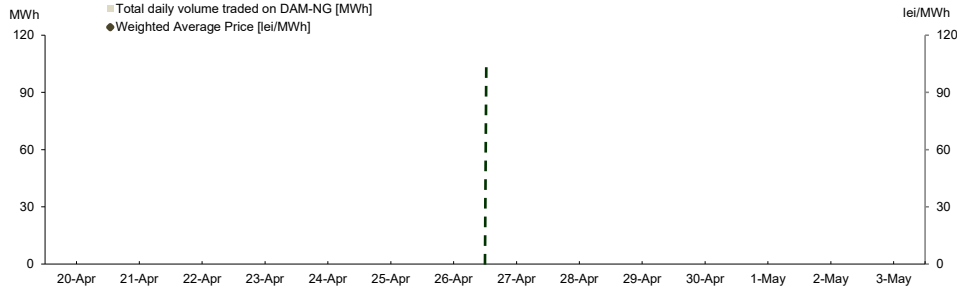
Results



**Day Ahead Market for Natural Gas**

**Prices and Volumes**

Weighted Average Price [lei/MWh]	April 27	April 28	April 29	April 30	May 01	May 02	May 03
	-	-	-	-	-	-	-
	April 20	April 21	April 22	April 23	April 24	April 25	April 26
	-	-	-	-	-	-	-
Total daily volume traded on DAM-NG [MWh]	April 27	April 28	April 29	April 30	May 01	May 02	May 03
	-	-	-	-	-	-	-
	April 20	April 21	April 22	April 23	April 24	April 25	April 26
	-	-	-	-	-	-	-



Results

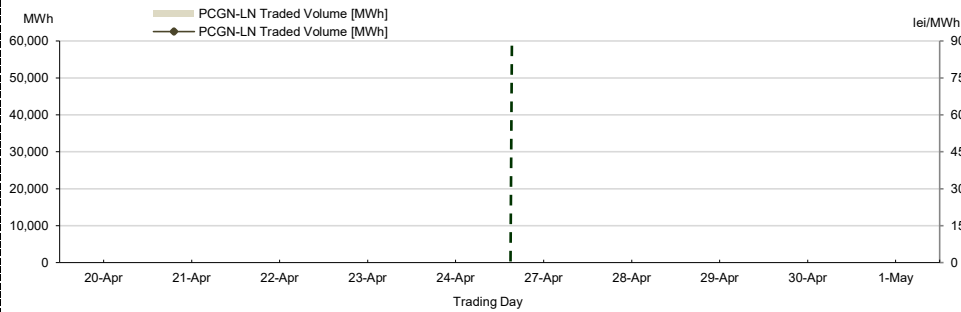
**Trends**

Results	Week 27.04.2026 - 03.05.2026	Trend related to week 20.04.2026 - 26.04.2026
Weighted Average Price [lei/MWh]	-	-
Total volume traded on DAM-NG [MWh]:	-	-

**Centralised Market for Natural Gas  
Trading Mechanism PCGN-LN**

Weighted Average Price [lei/MWh]	April 27	April 28	April 29	April 30	May 01
	-	-	-	-	-
	April 20	April 21	April 22	April 23	April 24
	-	-	-	-	-
PCGN-LN Traded Quantity [MWh]	April 27	April 28	April 29	April 30	May 01
	-	-	-	-	-
	April 20	April 21	April 22	April 23	April 24
	-	-	-	-	-

Note: ■ = Non working day



Results